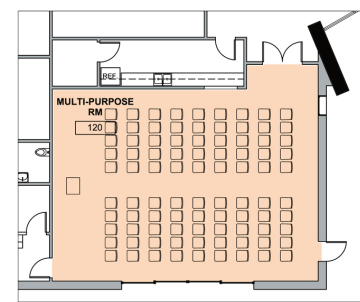


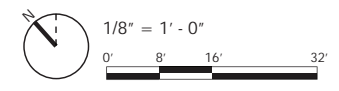
**Key**

- PUBLIC SPACES**
  - Public Support Areas
  - Meeting Rooms
  - Group Study
- LIBRARY COLLECTIONS**
  - Adults
  - Young Adults
  - Children
  - Service Desk
- STAFF AREAS**
  - Staff Workstations
  - Staff Support Areas
  - Building Support Areas

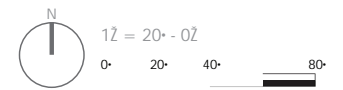


Classroom seating layout

SF: 15,881



SCHEMATIC PLAN WITH FURNITURE



SCHEMATIC SITE PLAN WITH LANDSCAPE